




Tuesday 20th July

Tuesday 20th July

Task 1	Maths <ol style="list-style-type: none">1. Complete activity - in your Maths folder on google drive2. Practise multiplication tables and/or work on MATIFIC	Access your learning via Google Drive 
Task 2	Literacy <ol style="list-style-type: none">1. Complete activity - in your English folder on google drive2. Minimum of 20 minutes of reading3. Spelling practise	Access your learning via Google Drive 
Task 3	Saint Research Task <p>Continue to work on your week 1 Saint Research task from your home learning</p>	Access your learning via Google Drive 

GOOGLE MEET TIMES

Check your calendar



9:00am: Whole Class Literacy Google Meet

9:00am - 11:00am Open Google Meet

11:00am: Whole Class Maths Google Meet

Daily Prayer

ACKNOWLEDGEMENT OF COUNTRY

St Mary of the Cross MacKillop acknowledges Australia's Aboriginal and Torres Strait Islander peoples, the Traditional Custodians of lands, waterways and skies across Australia.

We thank you for sharing and caring for the land we learn and play on.



We pay our respects to Elders, and we share our friendship and kindness.

SCHOOL PRAYER

God, my Father in Heaven,
I offer you myself and all I do today.
Mary, my Mother,
Help me to love God today.

Saint Joseph,
Pray for us

Saint Mary of the Cross MacKillop,
Pray for Us



Literacy - Tuesday

AUSTRALIA DAY DEBATE

Name: _____ Date: _____

This activity can be found in your Literacy folder.

Task 1

Australia Day

What's the fuss about January 26?

Read: <https://australianstogether.org.au/discover/australian-history/australia-day>

Explore this statement: "Australia Day claims to be about unifying all Australians, and yet ironically, it's a divisive day for some people (in this context)?"

Claim:

Unify:

Ironic:

It is called:
Tuesday 20th July - Literacy

Maths - Tuesday



PGL Instructor Led Activities

- | | | |
|--------------------|----------------------|-------------------------|
| 1. Abseiling 1 & 2 | 5. Flying Fox 2 | 9. Open Canoeing 1 |
| 2. Archery 1 | 6. Giant Swing 1 | 10. Open Canoeing 2 & 3 |
| 3. Archery 2 | 7. Giant Swing 2 & 3 | 11. Tree Climb 1 |
| 4. Flying Fox 1 | 8. Raft Building | 12. Tree Climb 2 |


Teacher Led Activities

Low Ropes 13. Drawbridge Course 14. Adventure Bridge 15. Low Ropes Elements 16. Environmental Ropes	Bushcraft 17. Shelter Building 18. Water Filtration 19. Signalling	Initiative Exercises 20. Caterpillar Crawl 21. Initiatives Course
Team Challenge 22. Radioactive Rescue 23. Nitro Crossing 24. Titanic Raft 25. Pole Forest 26. Mud Pit Challenge	Mud Run 27. Mud Run Start/Finish 28. Mud Hill 29. Commando Course 30. Mud Pit 31. Mud Hill	Trust Exercises 32. Jail Break 33. Crowd Surfing 34. Trust Fall 35. A Bridge too Far 36. Traversing Wall
Aeroball 37. Aeroball 1 38. Aeroball 2	Orienteering 39. Compass Course 40. Campsite Mapping 41. South East Bird Course	Key Mud run course Dining Room Toilets



This activity can be found in your Maths folder.

It is called:
Tuesday 20th July - Maths



BEFORE YOU TURN ON YOUR VIDEO...



Have you told your family you're joining a Meet?



Are you dressed for learning?



Is the background appropriate?



Headphones plugged in?
(if you have them)



NOW THAT YOU'RE READY, TURN YOUR VIDEO ON AND SAY HI IN THE CHAT.

Choose a good learning spot in a shared area of your house.
Make sure you stay in your spot during the Google Meet.



Check your microphone is on mute so there's no extra noise.



Raise your hand if you have something to say or type your question in the chat.



Wait for the teacher to call on you before unmuting your microphone to share.



Track the speaker and use positive body language like a nod or thumbs up to show that you are listening.



Remember to follow the FARM code by using friendly and respectful language.



1. Treat others as **you would like to be treated**



2. If you wouldn't say it to someone in person, **don't say it online**



3. People can't see your facial expressions or hear the tone of your voice online so **don't over-use icons and punctuation** to convey meaning

4. **Don't make a situation worse** by provoking people even more




5. **Don't start rumours or spread gossip** about someone online



6. **Don't make fun** of someone in an online chat



7. Post things that will **inspire and motivate people** in a positive way



8. Make sure you **don't create a negative environment** in an online world or game through name calling




9. **Include people** in online games and social forums, and don't intentionally leave people out



10. You can't retrieve material once it's sent or posted online so if it might embarrass you or someone, **don't put it online**



11. **Respect** other people's privacy



12. Respect other people's time and bandwidth by **avoiding posting too much information**

